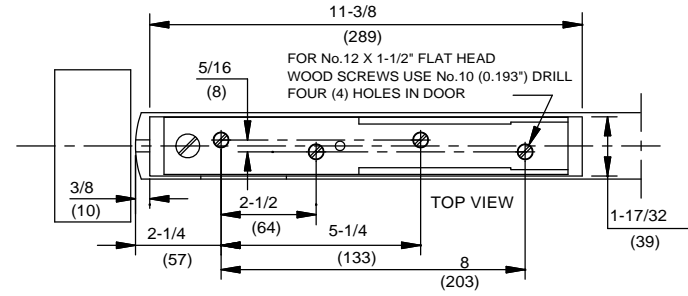
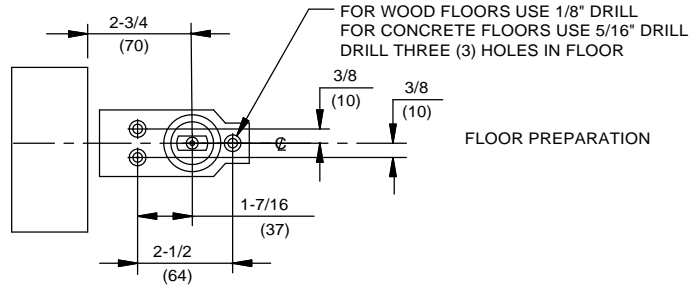


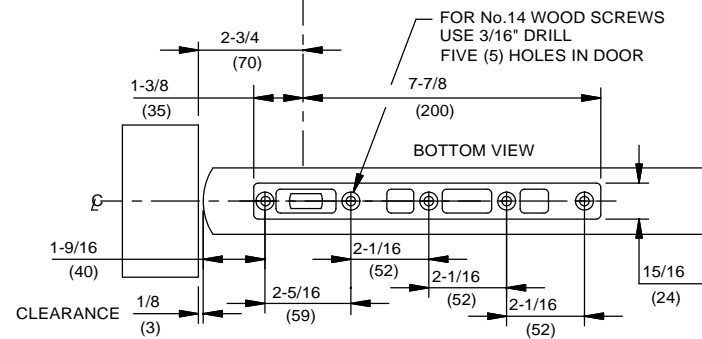
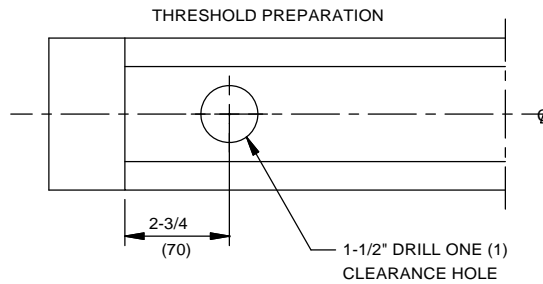
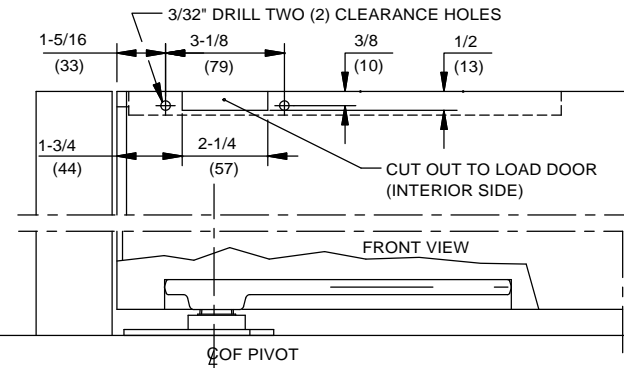
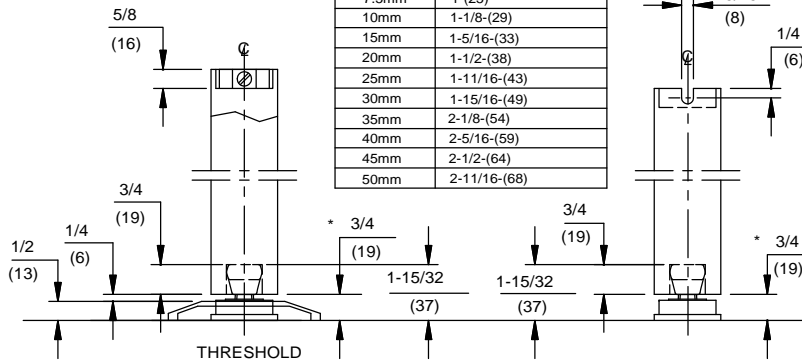
DOOR CLOSER MODEL: RTS SERIES PACKAGE 04, WOOD DOOR AND HOLLOW METAL FRAME PREPARATION, CENTER PIVOTED 2-3/4" BACKSET, No. 8832 SIDE LOAD ARM, No. 7421 BOTTOM ARM, No. 7471K FLOOR BEARING, No.8532 MOUNTING CHANNEL, No.8575 COVER PLATE.



DORMA Architectural Hardware
 Reamstown, PA 17567



SPINDLE EXTENSION	DOOR CLEARANCE
* STD	3/4-(19)
5mm	15/16-(24.5)
7.5mm	1-(25)
10mm	1-1/8-(29)
15mm	1-5/16-(33)
20mm	1-1/2-(38)
25mm	1-11/16-(43)
30mm	1-15/16-(49)
35mm	2-1/8-(54)
40mm	2-5/16-(59)
45mm	2-1/2-(64)
50mm	2-11/16-(68)



DORMA Architectural Hardware
Reamstown, PA 17567